


NEW TRIER TRACK AND FIELD HISTORY - TOP DISTANCE PERFORMANCES

3200

1	Nick Falk	8:53.44 FAT	2022	
2	Leland Later	8:55.61 FAT	2012	
3	Thomas King	9:04.8	2010	
4	Chase Silverman	9:09.10 FAT	2014	
5	Ben Crane	9:10.55 FAT	2024	
6	George Cahill	9:11.13 FAT	2022	
7	Warren Blood	9:14.07 FAT	2016	
8	Noah Graboys	9:15.26 FAT	2010	
9	Charlie Siebert	9:16.52 FAT	2021	
10	Rob Savage	9:17.0	1977	NTW/
11	Michael Schmidt	9:19.16 FAT	2008	
12	Erik Sloan	9:19.8	2002	
13	Patrick Norrick	9:20.06 FAT	2018	
14	Isa Qasim	9:20.3 FAT	2011	
15	Ford Baker	9:23.12 FAT	2019	
16	Josh Rosenkranz	9:25.04 FAT	2014	
17	David Wishart	9:25.93 FAT	2003	
18	Scotty Nystuen	9:28.28 FAT	2011	
19	Austin Santacruz	9:28.64 FAT	2015	
20	Oscar Dueno Alda	9:28.68 FAT	2023	
21	Vic Deviantz	9:28.7*	1975	NTW/
22	Richard Curley	9:29.5	1983	
23	Felix Hekster	9:29.98 FAT	2023	
24	Phil Darrow	9:31.0*	1977	NTW/
25	Atticus Miller	9:31.22*	2023	
26	Josh Derrick	9:31.73 FAT	2016	
27	Chas Gillespie	9:33.3	2005	
28	Scott Lucking	9:33.3	1971	NTE
29	Scott Fargo	9:33.4	1978	NTW/
30	Jeff Rubens	9:35.0	1999	



Nick Falk




Leland Later




Tommy King



Chase Silverman



Ben Crane



Warren Blood



Noah Graboys



Charlie Siebert



Rob Savage

Varsity, FRONT: S. Fargo, S. Fine, Mr. Chase — coach, R. Savage, M. Puls. REAR: A. Smends, P. Darrow.

Photo credits		
	Jorge Espinosa @ il.milesplit	Cahill, Crane, Falk, Siebert,
	il.milesplit	Blood, Silverman
	Dyestat	Later
	Mark Wukas	King, Graboys
	il.milesplit	Falk

ONWARD TREVIANAS!!!

* = Metric & Hand Timed Conversion

1600

1	Leland Later	4:09.95 FAT	2012	
2	Peter Cotsirilos	4:13.22 FAT	2014	
3	Thomas King	4:14.08 FAT	2011	
4	Phil Darrow	4:14.1*	1977	NTW/
5	Nick Falk	4:14.27 FAT	2022	
6	Bob Winter	4:14.64*	1968	NTE
7	George Cahill	4:14.69 FAT	2022	
8	Chas Gillespie	4:15.25	2006	
9	Ben Crane	4:16.26 FAT	2024	
10	Chase Silverman	4:16.36 FAT	2014	
11	Weymouth Kirkland	4:17.84*	1961	
12	Andrew Flynn	4:18.39 FAT	2021	
13	Oscar Dueno Alda	4:20.17 FAT	2023	
14	Matt Kieffer	4.20.2	2002	
15	Ryan Struckman	4:20.90 FAT	2018	
16	Jere Hines	4:21.04*	1970	
17	Jack Sustman	4:21.64*	1972	NTE
18	Siebert, Charlie	4:21.75 FAT	2021	NTE
19	Erik Sloan	4:22.1	2002	
20	Warren Blood	4:22.35 FAT	2017	
21	John Davis	4:22.14*	1966	
22	Scott Fargo	4:22.04*	1977	
23	Jason Brown	4:22.96 FAT	2004	NTW/
24	Michael Schmidt	4.23.1	2008	
25	Eric Underwood	4:23.33 FAT	2012	
26	Tim Renn	4:23.34*	1962	
27	Felix Hekster	4:23.39 FAT	2024	
28	Ted Oh	4:23.40 FAT	2015	
29	Sam Teppo	4:23.42 FAT	2023	
30	Patrick Norrick	4.23.53 FAT	2018	



Leland Later



Peter Cotsirilos



Tommy King

photo Neil Ski



Phil Darrow

Phil Darrow of New Trier West drives through the tape to win the mile run in Saturday's district meet at Glenbrook South. Darrow's time of 4:14.1 gives him one of the fastest district times in the state. (Charles Cherney photo)



Nick Falk

Photo by Rob Lange



Varsity runners Greg Collins, Jim Davis, Pete Butler, Bob Winter, and Bill Johnson finish in an easy five-way tie ahead of Morton East's first man. Strong showings like this enabled the Harriers to capture the Suburban League Championship. (Peterson)

Bob Winter

(2nd from right)




George Cahill

(photo by raymond_tran)




Chas Gillespie

Joe Cyganowski



Ben Crane

Photo by J. Espinosa



Chase Silverman



800 - Open or Split

1	John Laidlaw	1:51.2*	1964	
2	Leland Later	1:51.76^	2012	
3	Shaun Trenholm	1:52.1*^	1977	NTE
4	Jon Dreher	1:52.62	1999	
5	John Davis	1:52.7*	1966	NTE
6	Peter Cotsirilos	1:53.75^	2014	
7	Chris Kirkland	1:54.1*	1971	NTE
8	Gordy Segerston	1:54.2*	1964	
9	Jim Davis	1:54.3*	1968	NTE
10	Geoff Struggles	1:54.59	2001	
11	David Waitley	1:54.6^	1976	NTE
12	Bruce Perlow	1:55.21	1996	
13	Chase Silverman	1:55.27^	2014	
14	Tommy King	1:55.32^	2010	
15	Ted Oh	1:55:54 FAT	2015	
16	Toby McLeod	1:55.6*	1971	NTE
17	Robert Frederick	1:55.6^	1976	NTE
18	Colin Gazley	1:55.8^	2007	
19	Bradley Dsida	1:55.9^	2007	
20	Connor Trapp	1:56.16^	2014	
21	Keith Bodner	1:56.2^	1977	NTE
22	Jim Jacobson	1:56.2	1974	NTW
23	Eric Underwood	1:56.57^	2012	
24	Nick Falk	1:56.8^	2022	
25	Nick Rekenhaller	1:56.91^	2010	
26	Patrick Jamieson	1:57.04 FAT	2022	
27	Phill Darrow	1:57.0*	1977	NTW
28	Rob Savage	1:57.1*	1977	NTW
29	Ryan Struckman	1:57.59 FAT	2018	
30	Ben Crane	1:57.53^	2024	
31	Sam Teppo	1:57.7	2023	




John Laidlaw

FINISHES FIRST—New Trier's John Laidlaw spurts across the finish line ahead of the field to win the state high school 880-yard championship. The junior also anchored the Trevs' winning mile-relay team.





Leland Later



Shaun Trenholm

Trenholm sparkles in relay

Jon Dreher



John Davis



Peter Cotsirilos



Special thanks to David Waitley (NTE class of 1976) for his work compiling the results from prior to the merger & making the time adjustments!!!

* = Metric & Hand Timed Conversion

^ = 4x800m split